

Global Air Transportation Execution System (GATES)



Program Manager: Maj Lori Winn
Development Contractor: Mr. Craig Hughes

GATES Milestones

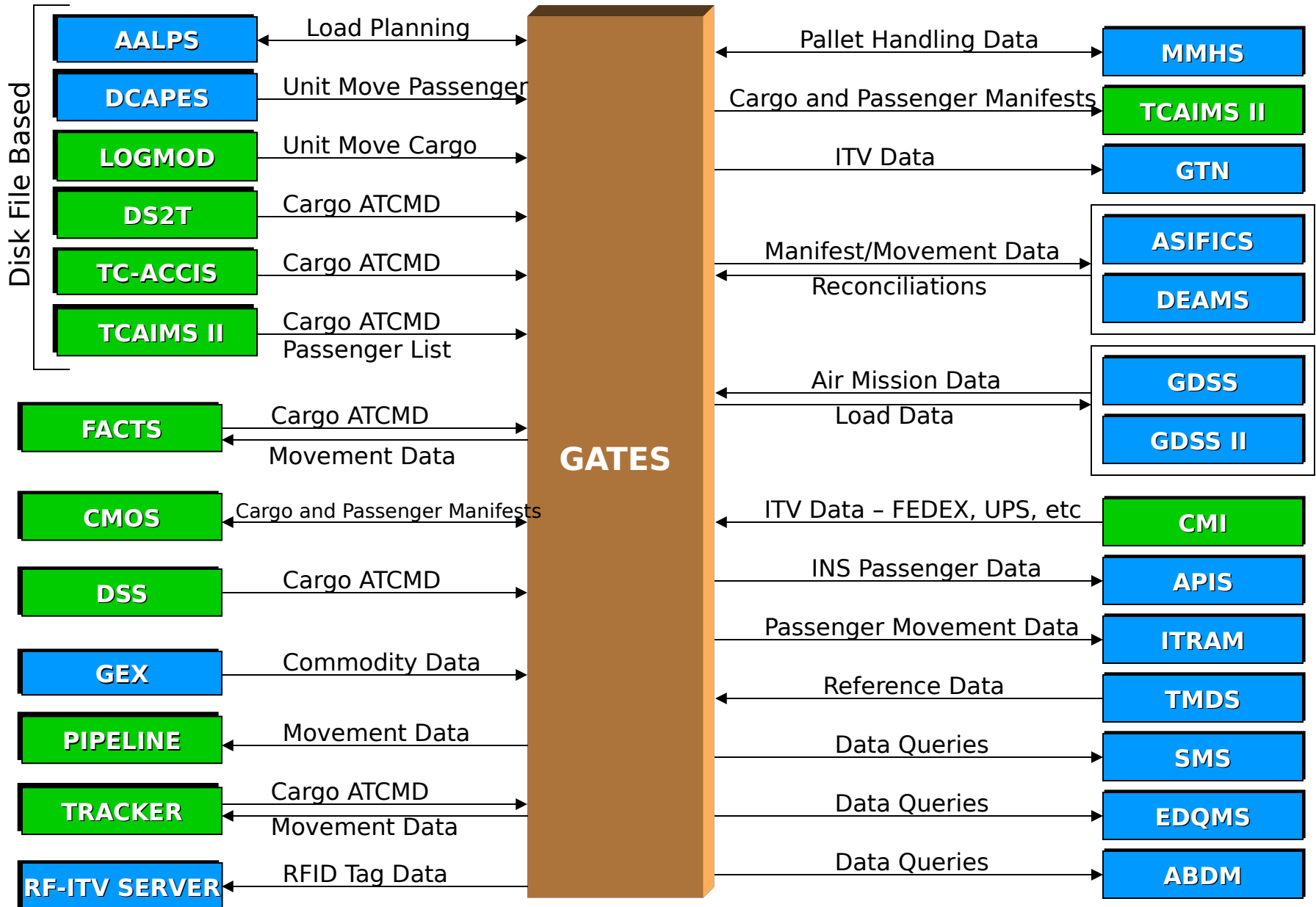
- V3.00 Implementation – Mar-Apr '07
 - Final phase of aerial port functionality on the Web
- V3.01 Implementation – Nov '07
 - Turnover for Final System Test – Jun '07
 - First phase of water port functionality on the web
 - CONUS and OCONUS Regional Databases replaced
- V4.00 Implementation – Sep-Oct '08
 - Turnover for Final System Test – Feb '08
 - Second phase of water port functionality on the web
 - Most terminals replaced
 - *Could include first EDI functionality*
- V4.01 Implementation – Jan '09
 - Turnover for Final System Test – Jul '08
 - Final phase of water port functionality on the web
 - Unique terminals replaced

GATES Team

- PM: Maj Lori Winn, AMC/A6IM
- Deputy PM: Ms. Sue Dolphy, AMC/A6IM
- Finances: Ms. Judy Sealock, AMC/A6IM
- Interfaces: Mr. Ray Seils & Ms. Lakita Humber, AMC/A6IM
- Technical Advisors: Mr. Martin McGibney & Ms. Deborah Davis, MITRE
- Test Lead: Mr. Ed Kebel, 805 CSPTS/SCV
- Development Team:
 - Task Lead: Mr. Billy Woody, CSC
 - Interfaces: Mr. Craig Hughes, CSC
- Functional Managers: AMC/A4TI, USTC/J3 DCD, SDDC G4

GATES PMO DSN 779-5733/Cml 618-229-5733

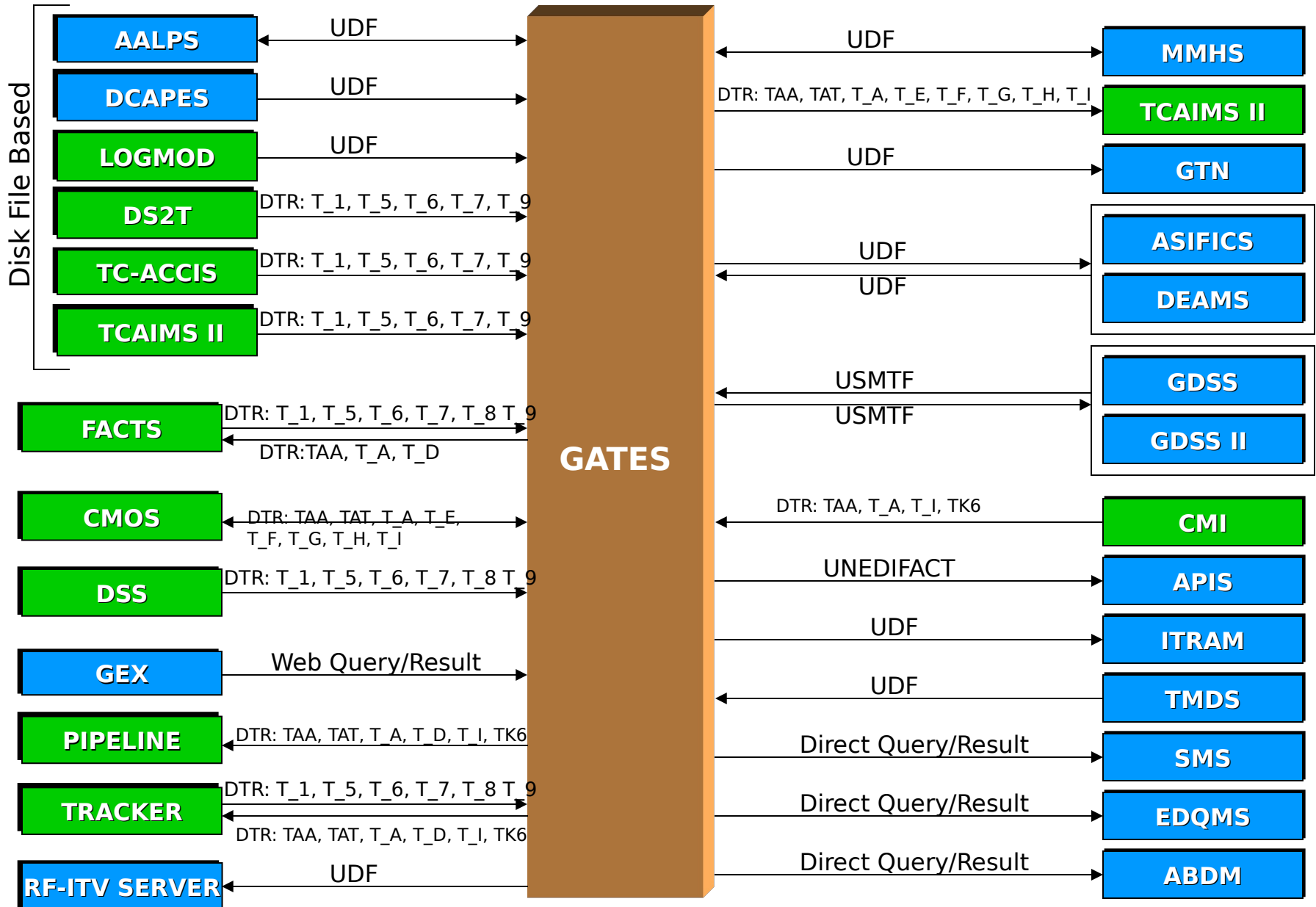
GATES Aerial Port Interfaces



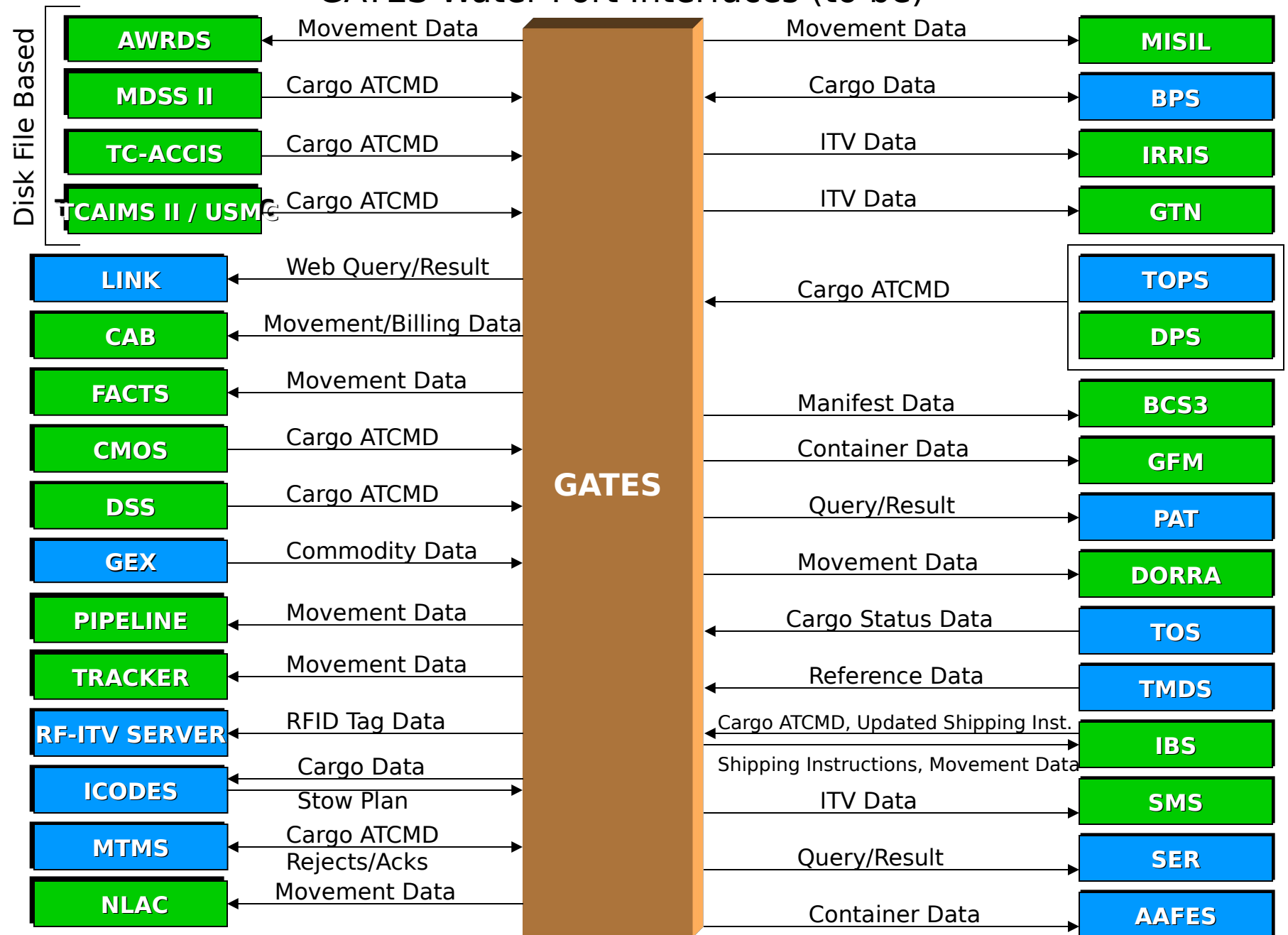
Transaction Volume

System	In/Out	Volume
FACTS	In	60,000-70,000 shipments per month
FACTS	Out	40,000-50,000 movements per month
CMOS	In	1600-2400 manifests per month
CMOS	Out	3,000-5,000 manifests per month
DSS	In	1500-2000 shipments per month
Pipeline	Out	200,000-250,000 movements per month
Tracker	In	1,000-2,000 shipments per month
Tracker	Out	200,000-250,000 movements per month
TCAIMS II	Out	5,000-10,000 manifests per month
CMI	In	~100 shipments per month

GATES Aerial Port Interfaces



GATES Water Port Interfaces (to be)



GATES Water Port Interfaces (to be)

